



Unique Location, Unique Education



The Golden Quill

End of Term 4 Approaches Fast!

Don't forget:

- Christmas item donations for our raffle to be drawn on Presentation Night
- No hat, shade play

Message from Mrs Groves Clothing needed for play.

White T-Shirt

Harrison

Ronald

Toby

Ruby

Charlotte

Shoes

Grace - red slip on

Jinja - white slip on

CALENDAR

DECEMBER

Last Library
Van Visit 2015 **2**

Presentation
Night **11**

ATTACHMENTS
Presentation BBQ
Jobs List

Local Land Services
- Locust Update

Presentation Night All Welcome!

The excitement is building, lines are being rehearsed and musical items prepared, all our presentation evening needs is you!

Our annual Hill End Public School presentation evening is on December the 11th at the Royal Hall. There is a free community BBQ for everyone from 6pm and all the fun and excitement begins at 7pm. There are laughs guaranteed with a very funny play and some very special student awards.

Our school only exists with the wonderful support we receive from everyone people in the Hill End community and I'd like to invite you all to come along, support our students and receive our thanks.

Swimming Starts With a Splash

The students have been buzzing with excitement this week as our

swimming program started with a splash. We spent the week revising swimming skills and gaining confidence.



Paper Bag

Character Studies

Our Y 2 – 6 students have been busy writing character reviews this week. The study has involved collecting items that relate to their chosen character. We'll be publishing the reviews over the next few weeks and displaying the items and reviews as a part of the presentation night display.

Mr G

Review by Claire Y2

'Cat in a Manger'

by Michael Foreman

All about the cat - In the story the cat is lazy and kind. He is lazy because he doesn't catch mice.

He is kind because he lets the mice play on him.


Character - In the story my character interacts with lots of animals.


He sits and watches them all the time.

Likes - The cat likes the manger because he can sit in it. **Dislikes** - Being trodden on.

Science with Mrs Rayner

In science this term we have been looking at rocks and soils. This week we conducted an experiment to help the students better understand erosion and weathering. The students were put into groups of three where they had to build three sand castles and use watering cans to pour different amounts of water onto their sandcastles to see what happens. They then had to observe what was happening and record their findings. All the students seemed to really enjoy building sandcastles and destroying them.





Student of the Week


Awards

Grace

Citizenship

Liam

Mathletics Claire Attendance Harrison



Meet Ned Kelly

Author - Janeen Brian

Illustrator - Matt Adams



In this book, my favourite character is Ned Kelly because he is smart. He always thinks ahead of everybody. Ned is proud because he saved a mate from a fast flowing creek. Ned is also brave because he had no fear in anything. Finally I think Ned is adventurous because he travelled all over the countryside. One of the places where the story is set is Glenrowan Inn. This place is iconic because this is where Ned and his mates had a standoff with the police. It is also remote because it is in the middle of bushland. Glenrowan Inn is a beautiful place because there are beautiful plants and wildlife.

At the start of the book Ned went to school for three years, he had mates, school books and he was happy. But that all changed when his father died. Then his family was poor and had to move to a little farm. In the middle of the book Ned was gaoled for three years for helping a random man who stole a horse. Ned was only nineteen. Three years later Ned was set free. He formed a gang with some of his mates and his brother Dan Kelly. Ned was officially a bushranger. At the end of the story Ned had a long gun battle at the Glenrowan Inn. He wore iron armour that he had made himself. He was shot in the leg, and he was hanged in the Melbourne Gaol. Ned Kelly was only 25 years old.

In the Garden & Kitchen

This week in the garden we patrolled for bugs and found that the white cabbage moth has been laying eggs in the cabbage. Some of our lettuce and all of our parsley is going to seed so this week we have some maintenance to do before planting seeds next week. We picked a huge bunch of silver beet to use in the kitchen. In the kitchen senior students cooked a Turkish dish called 'ispanak' using our silver beet and a container of tomatoes that we cooked and froze in March this year. Please see recipe below. This was an easy dish to make and was really delicious and so healthy. We added chickpeas to ours. (For a vegetarian meal just leave out the mince) Thank you to volunteer Mrs Auld and work experience student Lillian Stocks for their help. This recipe called for a lot of fine dicing and we all noticed how improved students are becoming in their knife skills. Junior students worked with Mr G in organising magazine food cuttings into their food groups. They then came into the kitchen to present their findings and answer questions from senior students. Senior students showed the juniors what they had been cooking.

Ispanak (translates to spinach)

INGREDIENTS

500g of beef or lamb mince
 1 x bunch of silver beet (or English spinach, or kale) – finely chopped
 2 x large brown onions – finely chopped
 2 x garlic cloves – finely chopped
 2 x carrots – finely chopped
 3 x tomatoes or 1 x can of tomatoes
 1 x tablespoon of tomato paste
 1 x teaspoon of ground coriander, cumin and smoked paprika
 1/2 x teaspoon of cayenne pepper
 salt and pepper to taste

Optional – 100g of soaked chickpeas.

METHOD

1. Brown the onion in olive oil in a large, heavy based pot and let sweat. After a few minutes, add the garlic.
2. Once the onion is translucent, add the mince.
3. When the mince is cooked through, add all the spices, salt and pepper and stir through. Taste to make sure the balance of flavours is good.
4. Now, add the tomato paste, tomatoes and carrots and stir through. If you're adding chickpeas, now's the time to throw them in as well. Cover and turn down heat, leaving to simmer for 30 minutes.
5. Once the 30 minutes is up, open the lid, throw in your washed and chopped silver beet and keep uncovered for another 5 minutes or so. Serve with brown rice or Turkish bread. Yummy!



Page 3



Visitors *Thank you volunteers!*

At school this week we've had Brooke Thompson come into school to help with reading and swimming. We have also had Lillian and Debbie Stocks visiting. Lillian has spent the week at HEPS on work experience and her mum Debbie is an ex HEPS student. Debbie was very impressed with the school facilities.

History Snippet October 1963

UPPER DIVISION

Improvement in Reading - Very pleased with Deidra Hobbs.

Spelling - 100% Rosemary Fraser and Alan Sibley.

Improvement in Arithmetic - Dell Byrnes.

Helping Hands - Eddie Byrnes and Julie Polain - these two people are always ready to do their jobs without fuss and do them thoroughly.

FILMS.

This Saturday is "To Hell and Back" This is classified as a light drama. It is a war picture but it is passed as being for General Exhibition. As the numbers attending are decreasing, we would like to see more in attendance or perhaps we shall have to seriously consider discontinuing them. This I feel would be a pity.

COBB AND CO.

REMEMBER NOV. 2nd. COBB & CO. FILM NIGHT AT THE SCHOOL.

At the school a showing of slides and black and white pictures will be shown.


Already a good number of slides and pictures have been offered. If you have any slides etc. will you help to make this night even better. Contact Mrs Anderson, Mr. Bruce Goodwin or myself. Every care will be taken and you can show your own slides. If you have black and whites send them in early so that they can be arranged on a show board. No pin marks will appear on the prints.

Will you help please ? ?


Happenings at Hill End Public School



JOSS Facility Management employees also came to test and tag our vacuum cleaners and to clean our water tanks.



At HEPS this week a number of things have been happening in the grounds. A cement slab was poured for our greenhouse by Brad & Tass. A working bee will be organised at a later date to erect our greenhouse. Everyone is looking forward to seeing it up.



Hill End Public School

Unique Location, Unique Education

Tambaroora Street
Hill End NSW 2850
Phone: 02 6337 8265
Fax: 02 6337 8307

hillend-p.school@det.nsw.edu.au
www.hillend-p.schools.nsw.edu.au
ABN: 17 151 009 178

